

# get smart with ART

@ the Willard Arts Center








## planet ARTS classes

Planet Arts Registration begins at 11:00 am on May 7, 2010








Please call 522-0471 or come into the IFAC offices at 498 A Street, Idaho Falls.  
**Students may register for 5 classes each. No students under 5 will be eligible for registration.**  
You may contact Catherine Smith, Educational Director with any questions. [csmith@idahofallsarts.org](mailto:csmith@idahofallsarts.org)

All Classes 12:00 - 1:15 pm / Admission \$2.00 per class

### ages 5-9

-  **June 2:** Puppet Theater - All the world's a stage, and you can help put on the show! Create miniature puppet theatres and masks using 2 and 3 dimensional media.
-  **June 9:** Art in the Garden - Inspired by nature, develop your visual thinking and experiment with charcoal, pastels, pen and ink while creating a beautiful gardenscape.
-  **June 16:** Clay Time - Learn about coil and slab construction, surface textures, sculpting and glazing. Students will both air-dry clay.
-  **June 23:** Photography and Mixed Media - Using Polaroids, magazine clippings, and digital images students explore the combination of photographic images with various media.
-  **June 30:** Book Arts - You won't find these books in a bookstore! Experiment with paper, fabric and recycled materials to create books of all different shapes, textures, and sizes.
-  **July 7:** Paper Sculpture - Explore the many possibilities and techniques of handmade paper, such as embossing, pulp, and 3-dimensional paper casting.
-  **July 14:** People, Places and Things - Create dioramas and miniature stage sets, combining indoor and outdoor scenes.

### ages 10-15

-  **June 4:** Photography Mixed Media - Using Polaroids, digital images and sun prints, students explore the combination of photographic images with various media.
-  **June 11:** Posters that Pop! - Using traditional printmaking techniques such as block printing, we will explore the relationship between text, color and imagery in the world of posters. Then, we will design and create our own imaginative posters.
-  **June 18:** Miniatures - Build miniature sculptures and 3-D dioramas using a variety of materials, including foam core wire, Sculpey, and shrink art.
-  **June 25:** Pictures and Words - Explore how pictures and words relate to each other. Find out how images, graphics, and 2-D found objects can inspire character, story, and literary imagery.
-  **July 2:** Book Arts - You won't find these books in a bookstore! Experiment with paper, fabric and recycled materials to create books of all different shapes, textures, and sizes.
-  **July 9:** Paper Sculpture - Explore many possibilities and techniques of handmade paper, such as embossing, pulp, and 3-dimensional paper casting.
-  **July 16:** Printmaking - Create a variety of images and patterns with collographs, stencils, stamps, block and transfer print techniques. Combine collage, painting, and printmaking to create richly textured imagery.